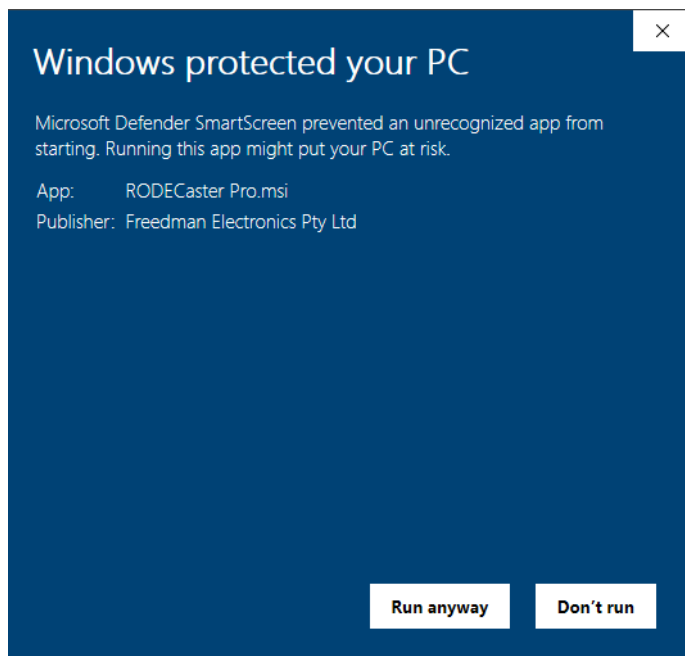




## RØDECaster Pro Companion App Install – Security (Windows)

Due to changes in the way Windows handles application signing, it is possible that you may see a warning screen when installing the RØDECaster Pro Companion App:



If you get this screen, check that the publisher is correctly listed as **Freedman Electronics Pty Ltd**

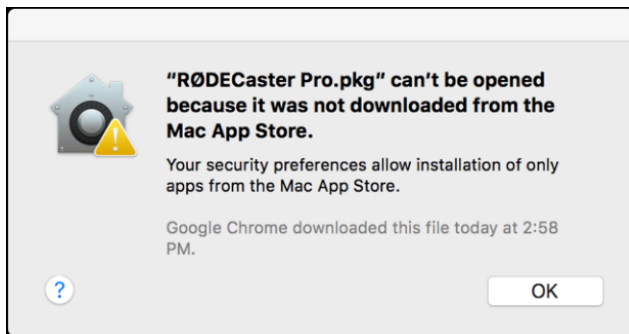
This verifies that the app is digitally signed by us and is the authentic RØDECaster Pro software.

First click 'More Info', then click 'Run Anyway' to install the software.

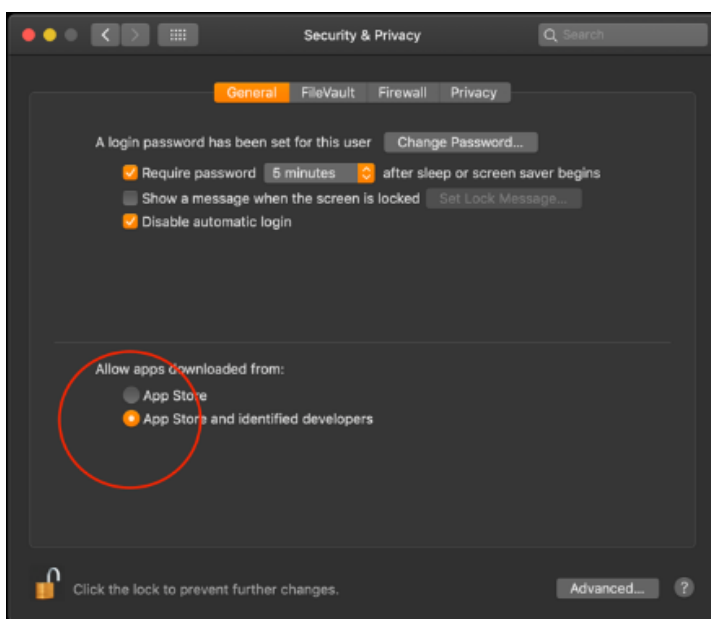


## RØDECaster Pro Companion App Install – Security (MacOS)

Before installing the RØDECaster Pro Companion App, you need to configure your computer to allow installation of 3<sup>rd</sup> party software. In most cases this is already enabled, but if you see this warning message when trying to install the app, you will need to enable it in the settings.



To enable 3<sup>rd</sup> party apps, go to the *Settings > Security & Privacy > General* tab in the System Preferences, and set the 'Allow apps downloaded from:' setting to 'App Store and identified developers':



You should now be able to install the RØDECaster Pro software.